



- Features :
- 3 pole AC inlet IEC320-C14
  - Class I power (with earth pin)
  - Full output 3~48V safety approval
  - Protections: Short circuit / Overload / Over voltage
  - Fully enclosed plastic case
  - Fix switching frequency and regulation
  - Topology: Top switch circuit
  - Pass LPS for 16~48V
  - LED indicator for power on
  - Approvals: UL / CUL / CB
  - 2 years warranty

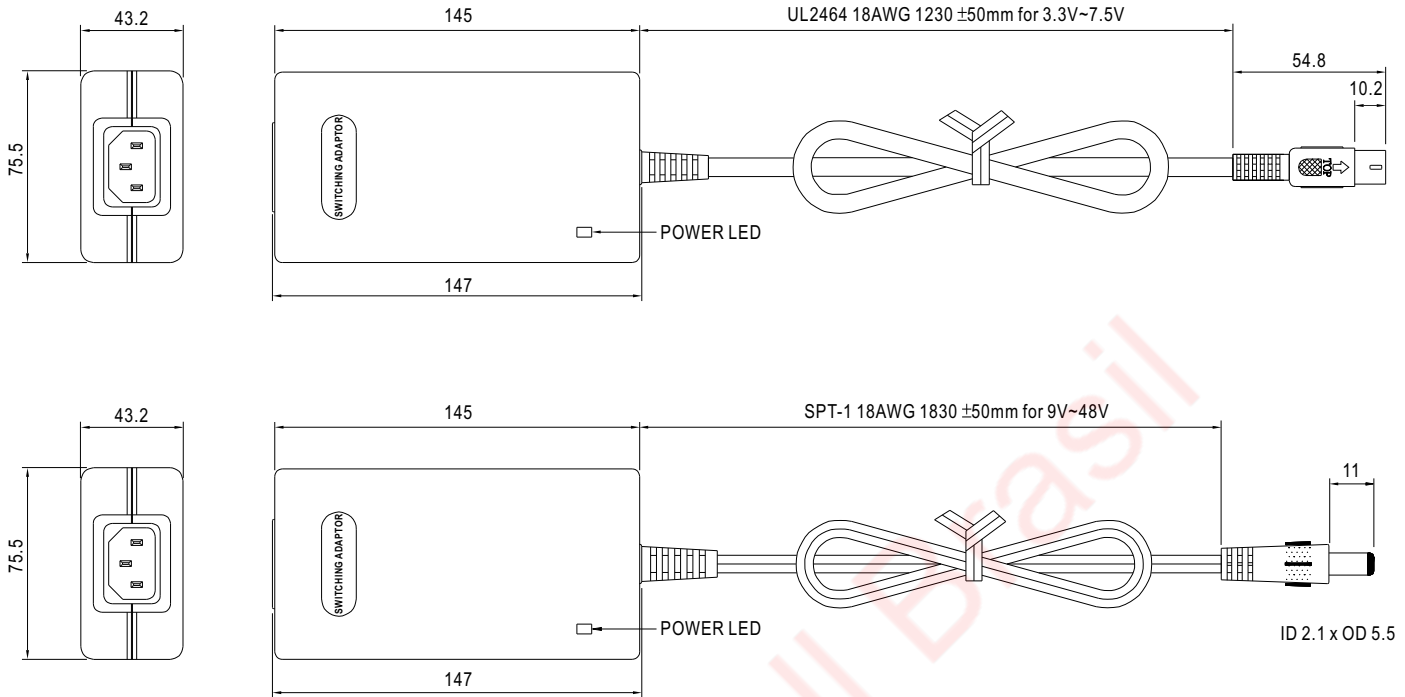


**SPECIFICATION**

ORDER NO.	P66A-0R1B	P66A-1R1B	P66A-1-1R1B	P66A-2P2J	P66A-3P2J	P66A-4P2J	P66A-5P2J	P66A-6P2J	P66A-7P2J	P66A-8P2J	
OUTPUT	SAFETY MODEL NO.	PSU66A-0	PSU66A-1	PSU66A-1-1	PSU66A-2	PSU66A-3	PSU66A-4	PSU66A-5	PSU66A-6	PSU66A-7	PSU66A-8
	DC VOLTAGE <small>Note.2</small>	3.3V	5V	7.5V	9V	12V	15V	18V	24V	30V	48V
	RATED CURRENT	7.27A	8.50A	6.40A	5.55A	5.50A	4.40A	3.66A	2.75A	2.2A	1.37A
	CURRENT RANGE	0 ~ 7.27A	0 ~ 8.50A	0 ~ 6.40A	0 ~ 5.55A	0 ~ 5.50A	0 ~ 4.40A	0 ~ 3.66A	0 ~ 2.75A	0 ~ 2.2A	0 ~ 1.37A
	RATED POWER	24W	42.5W	48W	50W	66W	66W	66W	66W	66W	66W
	RIPPLE & NOISE (max.) <small>Note.3</small>	50mVp-p	50mVp-p	80mVp-p	80mVp-p	80mVp-p	100mVp-p	100mVp-p	150mVp-p	150mVp-p	150mVp-p
	VOLTAGE ADJ. RANGE	3 ~ 5V    5 ~ 6V    6 ~ 8V    8 ~ 11V    11 ~ 13V    13 ~ 16V    16 ~ 21V    21 ~ 27V    27 ~ 33V    33 ~ 48V									
		Fixed output by internal VR									
	VOLTAGE TOLERANCE <small>Note.4</small>	±6.0%	±6.0%	±5.0%	±5.0%	±5.0%	±3.0%	±3.0%	±2.0%	±2.0%	±2.0%
	LINE REGULATION <small>Note.5</small>	±1.0%	±1.0%	±1.0%	±1.0%	±1.0%	±1.0%	±1.0%	±1.0%	±1.0%	±1.0%
LOAD REGULATION <small>Note.6</small>	±5.0%	±5.0%	±4.0%	±4.0%	±4.0%	±2.0%	±2.0%	±1.0%	±1.0%	±1.0%	
SETUP, RISE, HOLD UP TIME	1s, 50ms, 16ms at full load										
INPUT	VOLTAGE RANGE	90 ~ 264VAC    135 ~ 370VDC									
	FREQUENCY RANGE	47 ~ 63Hz									
	EFFICIENCY (Typ.)	65%	70%	75%	75%	78%	80%	82%	82%	82%	83%
	AC CURRENT	1.5A / 100VAC									
	INRUSH CURRENT (max.)	40A / 230VAC									
LEAKAGE CURRENT (max.)	0.75mA / 240VAC										
PROTECTION	OVERLOAD	110 ~ 160% rated output power Protection type : Hiccup mode, recovers automatically after fault condition is removed									
	OVER VOLTAGE	110 ~ 140% rated output voltage Protection type : Shut down o/p voltage, re-power on to recover									
	OVER TEMPERATURE	IC1Tj135°C Protection type : Shut down o/p voltage, recovers automatically after temperature goes down									
ENVIRONMENT	WORKING TEMP.	0 ~ +50°C (Refer to output load derating curve)									
	WORKING HUMIDITY	20% ~ 90% RH non-condensing									
	STORAGE TEMP., HUMIDITY	-20 ~ +85°C, 10 ~ 95% RH									
	TEMP. COEFFICIENT	±0.03% / °C (0 ~ 50°C)									
	VIBRATION	10 ~ 500Hz, 2G 10min./1cycle, period for 60min. each along X, Y, Z axes									
SAFETY & EMC <small>(Note. 7)</small>	SAFETY STANDARDS	UL1950, CSA22.2 approved									
	WITHSTAND VOLTAGE	I/P-O/P:3KVAC, I/P-FG:1.5KVAC									
	ISOLATION RESISTANCE	I/P-O/P, IP/FG:100M Ohms / 500VDC / 25°C / 70% RH									
	EMI CONDUCTION & RADIATION	Compliance to EN55022(CISPR22) class B									
	HARMONIC CURRENT	Compliance to EN61000-3-2,-3									
EMS IMMUNITY	Compliance to EN61000-4-2,3,4,5,6,11, ENV50204, light industry level, criteria A										
OTHERS	MTBF	300khrs min. MIL-HDBK-217F(25°C)									
	DIMENSION	147*75.5*43.2mm (L*W*H)									
	PACKING	0.55kg ; 36pcs / 21kg / CARTON									
CONNECTOR	PLUG	STANDARD TYPE	3~8V R1B: DIN 5 Pin for stock; Other type available by customer requested								
		STANDARD TYPE	8~48V P2J: 2.1φ * 5.5φ * 11mm, center positive for stock ; Other type available by customer requested								
	CABLE	STANDARD TYPE	3~8V AWM2464 18Awg*4c with shiell 4ft for stock see page 2; Other type available by customer requested								
		STANDARD TYPE	8~48V18Awg*2c SPT-1 6ft for stock see page 2; Other type available by customer requested								
NOTE	<p>1.All parameters are specified at 230VAC input, rated load, 25°C 70% RH ambient.</p> <p>2.DC voltage: The output voltage set at point measure by plug terminal &amp; 50% load.</p> <p>3.Ripple &amp; noise are measured at 20MHz by using a 12" twisted pair terminated with a 0.1uf &amp; 47uf capacitor.</p> <p>4.Tolerance: includes set up tolerance, line regulation, load regulation.</p> <p>5.Line regulation is measured from low line to high line at rated load.</p> <p>6.Load regulation is measured from 0% to 100% rated load.</p> <p>7.The power supply is considered a component which will be installed into a final equipment. The final equipment must be re-confirmed that it still meets EMC directives.</p>										

■ Mechanical Specification

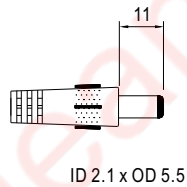
Unit:mm



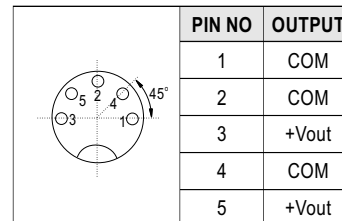
■ Plug Assignment

Standard plug: 8~48V P2J (option)

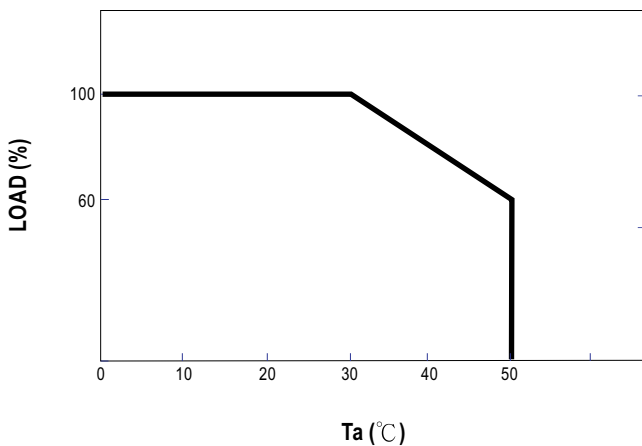
P2J	
P/N	OUTPUT
CENTER	+



Standard plug: 3~8V R1B (option)



■ Derating Curve



■ Static Characteristics

